




COBATrack Edges

Create a safe, seamless floor transition

- Impact-resistant polypropylene ramp edges designed for use with COBATrack Tiles
- Seamlessly interlock with tile configurations to form a secure ramped border
- Provides a smooth transition between matting and surrounding floor surfaces
- Suitable for pedestrian and light vehicle access
- Black finish matches COBATrack Tiles for a uniform appearance
- 12 mm thickness designed to align with tile height
- Designed exclusively for use with COBATrack Tiles, these ramp edges complete any modular layout by reducing trip hazards at the perimeter
- Ideal for industrial and commercial environments where safe access and smooth floor transitions are essential, they enhance overall safety while maintaining a clean, professional finish



Parts

Part Number	Size	Colour	Weight (kg)
CTE010001F	450 mm x 65 mm	Black	0.1
CTE010001M	450 mm x 65 mm	Black	0.1

Technical Specifications

Material	PP
Surface Finish	Ribbed
Min. Operating Temperature	-10°C
Max. Operating Temperature	+50°C
Environmental Resistance	Suitable for outdoor use
Typical Applications	Used with COBATrack Tiles



**fire
& safety
centre**

Available From:

Fire and Safety Centre
15 Atkinsons Way, Foxhills Industrial Estate
Scunthorpe, North Lincolnshire, DN15 8QJ
Tel: 01724 281044 **Web:** www.fireandsafetycentre.co.uk
Email: sales@fireandsafetycentre.co.uk