

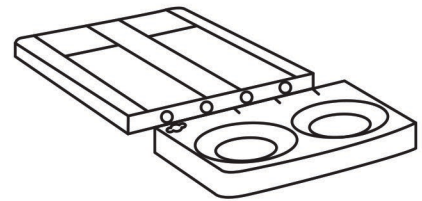
# COMMANDER

## SD-CFP-002-RED

### Step-by-step instructions

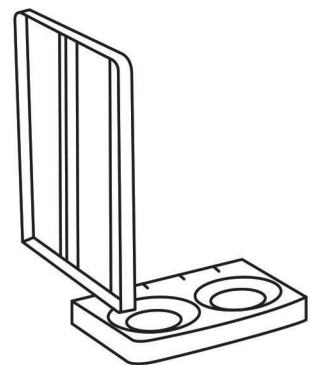
#### Contents:

- 1x Backboard
- 1x Base




#### Placing Together

1. Insert the master connector, located at the bottom of the backboard, into the base.




#### Click into Place

2. Twist the backboard towards the base until it clicks into the base.



#### Finished Product

3. The stand is now ready to hold fire extinguishers.



**fire  
& safety  
centre**

#### Available From:

Fire and Safety Centre  
15 Atkinsons Way, Foxhills Industrial Estate  
Scunthorpe, North Lincolnshire, DN15 8QJ  
**Tel:** 01724 281044 **Web:** [www.fireandsafetycentre.co.uk](http://www.fireandsafetycentre.co.uk)  
**Email:** [sales@fireandsafetycentre.co.uk](mailto:sales@fireandsafetycentre.co.uk)