

Xpert™ – powered 130

Operation Manual



**Fire and Safety
Centre**

Available From:

Fire and Safety Centre

15 Atkinsons Way, Foxhills Industrial Estate

Scunthorpe, North Lincolnshire, DN15 8QJ

Tel: 01724 281044 **Web:** www.fireandsafetycentre.co.uk

Email: sales@fireandsafetycentre.co.uk

Stairclimber consists of the following assemblies:

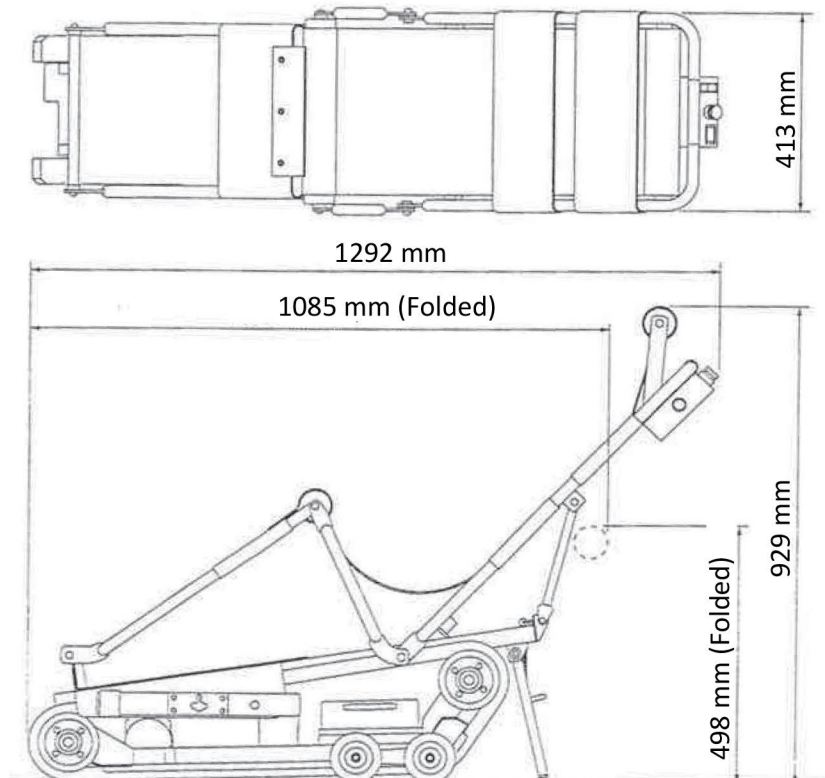
• Frame and Chair Units
• Drive Unit
• Wheels
• Kick Stand
• Battery Pack

Standard accessories	• Charger (12V)	1 pc.
	• Parts List	1 copy

SPECIFICATIONS

Model	SC-3
Passenger	1 (Max. 130 kg)
Operator	1
Rubber Crawlers	2 Rubber Crawlers (Width: 50 mm, Ground contacting length: 682 mm, Tread: 241 mm)
Motor	Type: permanent-magnet DC motor, 1 pc.
Brake	Spring loaded electromagnetic brake, 1 pc.
Stair ascent speed	26 steps (8 m) / min. (for passenger weight: 130 kg)
Stair descent speed	38 steps (12 m) / min. (for passenger weight: 130 kg)
Maximum stair angle	35°
Running time (min) / charge	Ascending: 750 steps/30 min. Descending: 1140 steps/30 min. (for passenger weight: 130 kg)
Battery	PE12V17 (12V-17Ah, Maintenance free type sealed lead battery)
Charger	Power input: AC115V/230V, 50/60Hz, 1.0 A max. Power output: 12VDC, 3A
Weight	59 kg

External dimensions



**Fire and Safety
Centre**

Available From:

Fire and Safety Centre

15 Atkinsons Way, Foxhills Industrial Estate

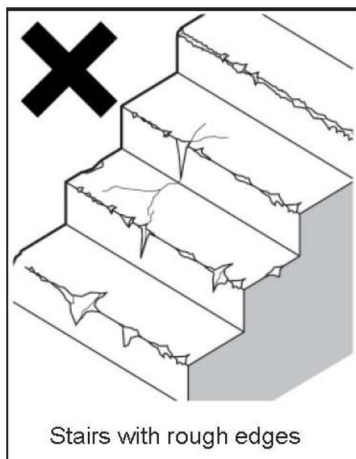
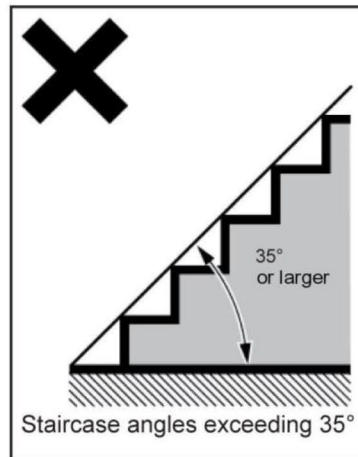
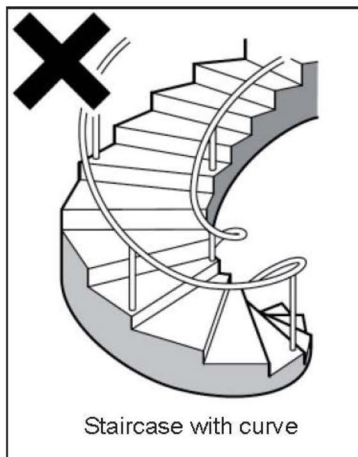
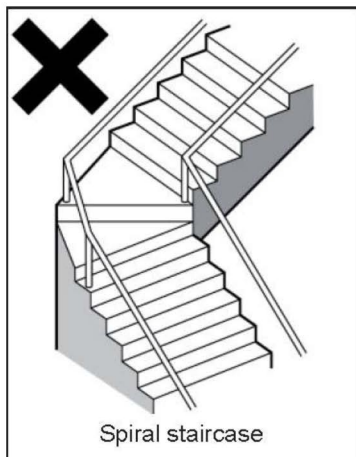
Scunthorpe, North Lincolnshire, DN15 8QJ

Tel: 01724 281044 **Web:** www.fireandsafetycentre.co.uk

Email: sales@fireandsafetycentre.co.uk

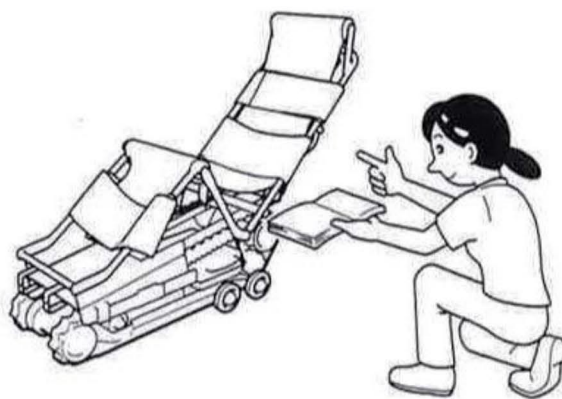
ESSENTIALS OF SAFE OPERATION

Xpert™ - powered cannot be used on spiral staircases, curved staircases, staircase angles exceeding 35 degrees, stairs with larger pitch or stairs with rough edges.



1. Always check the stairclimber before using it

- The operator must check stairclimber before using it. The initial inspection is necessary for safe operation.



**Fire and Safety
Centre**

Available From:

Fire and Safety Centre
15 Atkinsons Way, Foxhills Industrial Estate
Scunthorpe, North Lincolnshire, DN15 8QJ
Tel: 01724 281044 **Web:** www.fireandsafetycentre.co.uk
Email: sales@fireandsafetycentre.co.uk

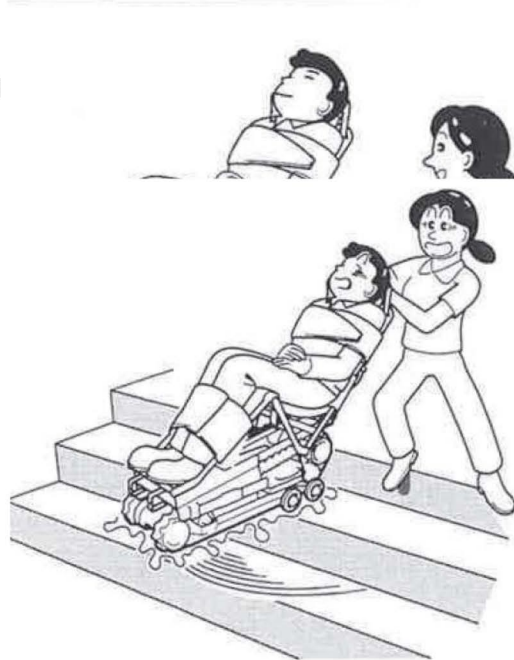
2. Handling of Battery

- Battery is a sealed type. It is unnecessary to refill it with water. Never dismantle battery.
- Never position battery near a flame or short-circuit battery.
- If battery is cracked and its electrolytic solution comes in contact with skin or clothes, immediately rinse the contaminated area with plenty of water. If electrolytic solution splashes into the eye, rinse the eye with plenty of clean water and consult an ophthalmologist.
- Use special Battery Charger for charging battery.



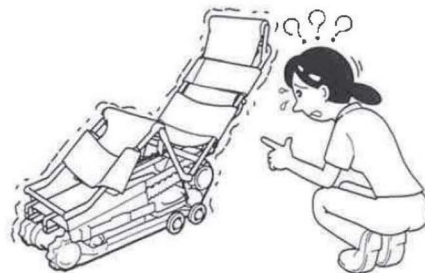
3. Safe Operation with proper knowledge

- The Operator needs sufficient training. Be sure the training is undertaken before the operator attempts to run this machine for the first time.
- Proper clothes, suitable to machine control, must be worn.
- Before seating or unseating the passenger on/from stairclimber, be sure to extend Kick Stand to secure stairclimber.
- After the passenger is seated on stairclimber, firmly secure the passenger with Belt.
- Wear normal shoes or sport-type shoes. Never operate the machine while wearing open toe or heel shoes such as slippers, sandals or equivalents.
- No operator overworked, sick, taking medicine, intoxicated, or otherwise inhibited may operate stairclimber



4. Operation on a staircase

- Never run the machine on a staircase exceeding 35 degrees angle, on a curved staircase, an oily staircase, an icy staircase, a wet or slippery staircase or any other inappropriate staircase.
- Obliquely ascending or descending the stairs will result in danger of serious accident. The operator must avoid oblique Operation on stairs. Always approach the staircase squarely.
- Whenever running the machine upward, the operator must always pay attention to the area behind him/ herself. Do not run stairclimber if the stairs are crowded.
- Whenever running the machine downward, the operator must always pay attention to the front of the machine. Do not run stairclimber if the staircase is crowded.
- Never let go of the machine unless circumstances make this unavoidable.



5. Machine Stoppage

- If the machine gives trouble, malfunctions or is damaged, immediately stop operating the machine. Running it with a trouble/ fault can result in a serious accident.



**Fire and Safety
Centre**

Available From:

Fire and Safety Centre

15 Atkinsons Way, Foxhills Industrial Estate

Scunthorpe, North Lincolnshire, DN15 8QJ

Tel: 01724 281044 **Web:** www.fireandsafetycentre.co.uk

Email: sales@fireandsafetycentre.co.uk